








# MEETING ROOM CAPACITY CHART

Guest Capacity by Seating Plan varies as per social distancing norms

Venue	 Area (sq-mts)	 Reception	 Formal Sitdown	 Cluster	 Class Room	 Theatre	 U-Shaped
MYSORE HALL 1	185	160	40	80	70	150	40
MYSORE HALL 2	185	160	40	80	70	150	40
MYSORE HALL 3	185	160	40	80	70	150	40
MYSORE HALL 1-3	554	550	150	250	210	500	120
MAGNOLIA	153	150	40	50	60	120	50
PLUMERIA 1	38.7	25	10	15	15	25	12
PLUMERIA 2	38.7	25	10	15	15	25	12
PLUMERIA 1 & 2	77.4	50	20	30	24	50	24
BOTANIA LAWNS	732	250	100	125	-	200	-