








MEETING ROOM CAPACITY CHART

Guest Capacity by Seating Plan varies as per social distancing norms

Venue	 Area (sq-mts)	 Reception	 Formal Sitdown	 Cluster	 Class Room	 Theatre	 U-Shaped
BENGAL STATE ROOM	1530	3000	500	800	700	2300	220
BENGAL STATE ROOM 1, 2 & 3 / 3, 4 & 5	1071	1500	300	400	375	1200	175
BENGAL STATE ROOM 3	612	600	150	230	200	500	75
BENGAL STATE ROOM 1 & 2 / 4 & 5	421	300	120	200	180	250	70
BENGAL STATE ROOM 1 / 2 / 4 / 5	214	150	55	80	75	125	45
Prefunction of Bengal State Room	1183	-	-	-	-	-	-
Eastern Court	251.7	300	55	100	115	300	90
Eastern Court 1/2	134	150	25	45	55	130	50
Prefunction of Eastern Court	130	-	-	-	-	-	-
Kurseong	13 Seater fixed boardroom						
Kalimpong	12 Seater fixed boardroom						
Summit Room	21 Seater fixed boardroom						
Dooars 1 & 2	98.94	-	-	30	15	25	15
Dooars 1/2	42.92	-	-	-	25	50	25
Ante Room	22	-	-	-	-	-	-
State Lounge	61	-	-	-	-	-	-
Cabinet Room	233	-	-	-	-	-	-