








MEETING ROOM CAPACITY CHART

Guest Capacity by Seating Plan varies as per social distancing norms

Meeting Space	 Area (sq-mts)	 Reception	 Formal Sitdown	 Cluster	 Class Room	 Theatre	 U-Shaped
DEWAN E KHAS 1	212	120	70	70	110	150	44
DEWAN E KHAS 2	212	120	70	70	110	150	44
DEWAN E KHAS 3	212	120	70	70	110	150	44
DEWAN E KHAS 1-3	636	400	210	200	300	500	120
MAJLIS 1	74	40	20	20	30	45	15
MAJLIS 2	148	80	40	40	65	120	28
MAJLIS 1-2	222	120	64	72	80	130	50
MAJLIS LAWN	195	160	80	-	-	-	-
SHERSHAH SURI GARDEN	2141	1800	-	-	-	-	-
NISHAT BAGH	730	140	70	-	-	-	-