








# MEETING ROOM CAPACITY CHART

Guest Capacity by Seating Plan varies as per social distancing norms

							
Venue	Area (sq-mts)	Reception	Formal Sitdown	Cluster	Class Room	Theatre	U-Shaped
VICEROY	632	600	200	250	200	500	175
GATEWAY	495	400	150	150	160	250	150
WARREN	735	350	125	80	50	200	50
BOARD ROOM	32	15	15	15	15	25	15