











MEETING ROOM CAPACITY CHART

Guest Capacity by Seating Plan

Meeting Space	 Area	 Class Room	 Round Table	 U shape	 Hollow	 Cluster	 Reception	 Sitdown	 Theater	 Standing Buffet
Mysore Hall I	241 sq m	50	50	40	44	50	150	60	100	NA
Mysore Hall II	485 sq m	100	100	64	68	100	360	120	300	NA
The Magnolia	153 sq m	40	40	36	40	40	120	45	110	NA
The Cassia	49.5 sq m	NA	NA	12	NA	NA	NA	NA	NA	NA
The Jacaranda	73 sq m	NA	NA	14	NA	NA	NA	NA	NA	NA
Botania (The Terrace Gardens)	731 sq m	125	125	NA	NA	125	250	125	200	NA