











MEETING ROOM CAPACITY CHART

Guest Capacity by Seating Plan

Meeting Space	 Area	 Class Room	 Round Table	 U shape	 Hollow	 Cluster	 Reception	 Sitdown	 Theater	 Standing Buffet
Regency I	257 sq m	NA	NA	60	NA	NA	800	140	275	300
Regency I	171 sq m	NA	NA	40	NA	NA	200	60	100	100
Westminster Lords	121 sq m	NA	NA	40	NA	NA	100	50	75	70
House of Lords (North)	52 sq m	NA	NA	20	NA	NA	NA	30	30	50
House of Lords (South)	57 sq m	NA	NA	20	NA	NA	NA	30	40	50
Manor Club	131 sq m	NA	NA	20	NA	NA	NA	25	40	40