











MEETING ROOM CAPACITY CHART

Guest Capacity by Seating Plan

Meeting Space	 Area	 Class Room	 Round Table	 U shape	 Hollow	 Cluster	 Reception	 Sitdown	 Theater	 Standing Buffet
Rajendra I	263 sq m	100	NA	54	NA	100	225	130	210	NA
Rajendra II	263 sq m	100	NA	54	NA	100	225	130	210	NA
Rajendra III	263 sq m	100	NA	54	NA	100	225	130	210	NA
Rajendra IV	253 sq m	90	NA	50	NA	90	250	120	210	NA
Rajendra V	253 sq m	90	NA	50	NA	90	250	120	210	NA
Rajendra VI	253 sq m	90	NA	50	NA	90	250	120	210	NA
Rajendra VII	442 sq m	160	NA	85	NA	160	420	170	360	NA
Rajendra VIII	475 sq m	170	NA	90	NA	170	400	180	380	NA
Rajendra I + II + III	789 sq m	300	NA	162	NA	300	675	390	630	NA
Rajendra IV + V + VI	759 sq m	270	NA	150	NA	270	750	360	630	NA
Rajendra VII + VIII	917 sq m	330	NA	175	NA	330	820	350	740	NA
Rajendra	2465 sq m	900	NA	487	NA	900	2245	970	2000	NA