











MEETING ROOM CAPACITY CHART

Guest Capacity by Seating Plan

Meeting Space	 Area	 Class Room	 Round Table	 U shape	 Hollow	 Cluster	 Reception	 Sitdown	 Theater	 Standing Buffet
Ballroom	450 sq m	160	500	80	88	160	500	160	400	NA
Ballroom (2 Parts)	300 sq m	96	200	54	66	96	200	88	180	NA
Ballroom I	150 sq m	56	80	35	40	56	80	42	80	NA
Ballroom II	150 sq m	56	80	35	40	56	80	42	80	NA
Ballroom III	150 sq m	56	80	35	40	56	80	42	80	NA
Conference Room I	45 sq m	NA	NA	NA	NA	NA	NA	NA	NA	NA
Conference Room II	25 sq m	NA	NA	NA	NA	NA	NA	NA	NA	NA
Conference Room III	20 sq m	NA	NA	NA	NA	NA	NA	NA	NA	NA
Conference Room IV	18 sq m	NA	NA	NA	NA	NA	NA	NA	NA	NA
Boardroom I	18 sq m	NA	NA	NA	NA	NA	NA	NA	NA	NA
Boardroom II	18 sq m	NA	NA	NA	NA	NA	NA	NA	NA	NA
Royal Gardens	1900 sq m	NA	NA	NA	NA	NA	2500	NA	NA	NA