











MEETING ROOM CAPACITY CHART

Guest Capacity by Seating Plan

Meeting Space	 Area	 Class Room	 Round Table	 U shape	 Hollow	 Cluster	 Reception	 Sitdown	 Theater	 Standing Buffet
Kamal Mahal	630	240	NA	120	NA	240	750	NA	600	NA
Kamal Mahal I	165	80	NA	40	NA	80	80	NA	125	NA
Kamal Mahal II	157	80	NA	40	NA	80	80	NA	125	NA
Kamal Mahal III + IV	308	150	NA	60	NA	150	150	NA	200	NA
Chaitya	137	54	NA	NA	NA	54	120	NA	110	64
Sakya I + II + III	214	108	NA	NA	NA	108	195	NA	195	72
Nandiya Gardens	1170	NA	NA	NA	NA	NA	1000	NA	NA	NA